



ಬೃಹತ್ ಬೆಂಗಳೂರು ಮಹಾನಗರ ಪಾಲಿಕೆ
Bruhat Bengaluru Mahanagara Palike









BBMP COVID-19 WAR ROOM 05.05.2023

BBMP / COVID-19 WAR ROOM / BULLETIN – 1138/ 05.05.2023 / #BBMPfightsCOVID19



OVERVIEW OF COVID-19 IN BENGALURU

 CASE TRENDS			ACTIVE CASES	502	 HOSPITALIZATION				39	
<u>Confirmed Cases</u>	<u>Recovered Cases</u>	<u>Death Cases</u>	<u>ICU – V</u>	<u>ICU</u>	<u>HDU</u>	<u>General</u>				
97	121	0	-	12	-	27				
<small>18,86,061[#]</small>	<small>18,68,561[#]</small>	<small>16,998[#]</small>	<small>INCLUDES GOVT. QUOTA AND PRIVATE WALK-IN HOSPITALIZATION</small>							
 VACCINATION			15	<small>2,07,00,366[#]</small>	 TRIAGING					 ACTIVE CZs
<u>First Dose</u>	<u>Second Dose</u>	<u>Precaution Dose</u>	<u>MTU</u>						0	
2	4	9	5						<u>MCZs (< 5 cases)</u>	
<small>96,89,796[#]</small>	<small>95,11,543[#]</small>	<small>14,99,027[#]</small>	<u>Tele Triage</u>						0	
 TESTING			5,344	<small>3,23,52,891[#]</small>						<u>Clusters (> 5 cases)</u>
<u>Positivity :2.16%</u>			<u>RAT</u>	<u>RTPCR</u>						0
<small>*FOR LAST 7 DAYS</small>			2,215	3,129						

: indicates cumulative numbers till date



ABSTRACT OF COVID-19 SCENARIO IN BENGALURU

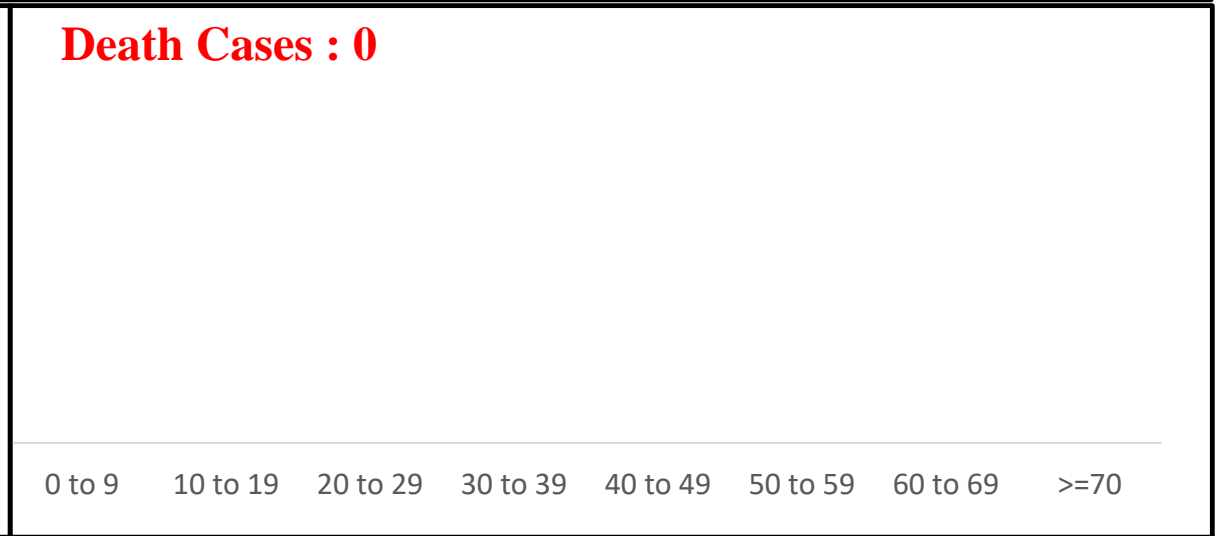
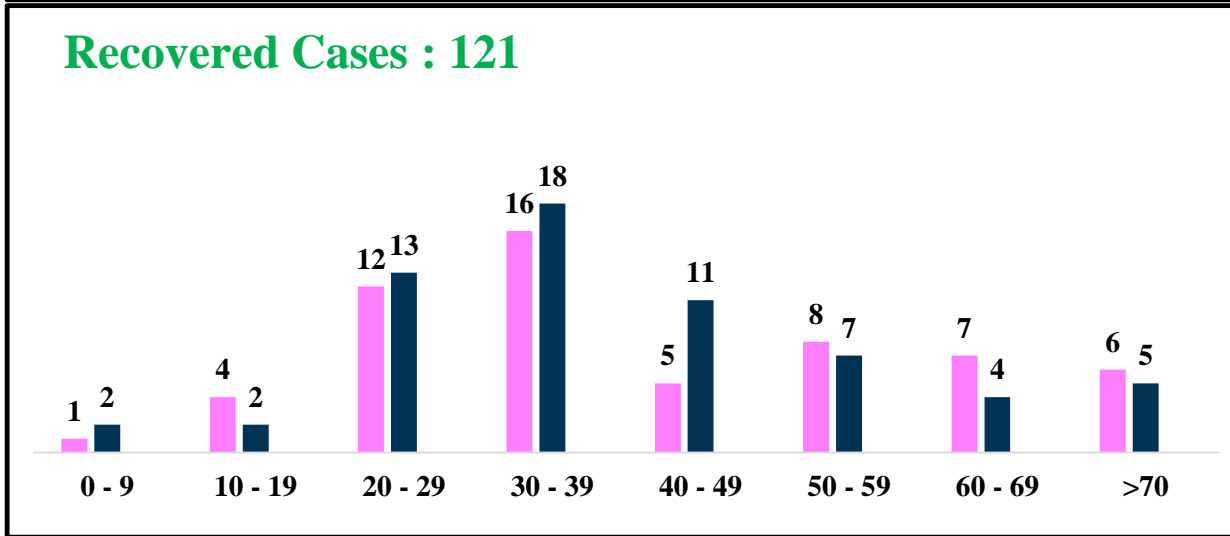
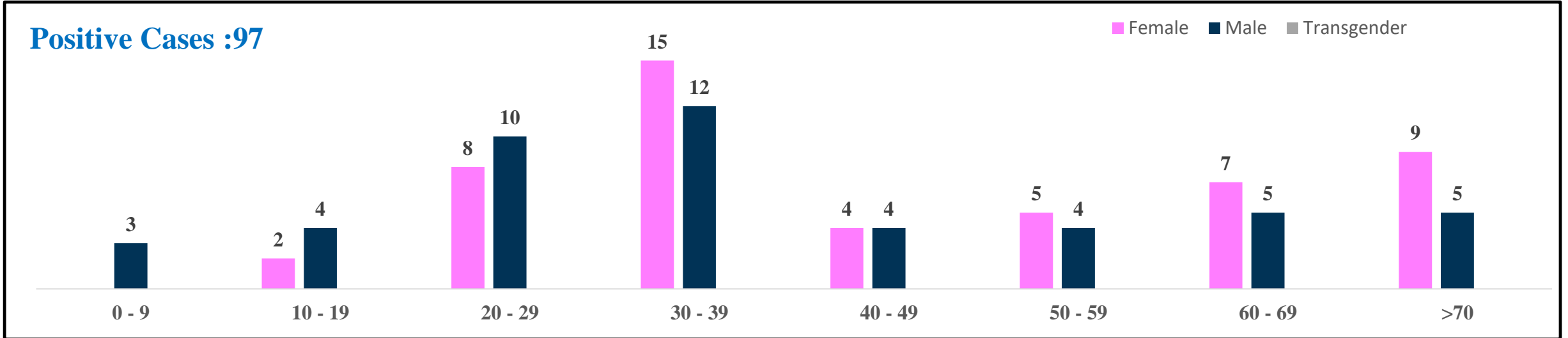


	MALE			FEMALE			TRANSGENDER			TOTAL		
	Last 24 Hours	Last 7 Days	Cumulative	Last 24 Hours	Last 7 Days	Cumulative	Last 24 Hours	Last 7 Days	Cumulative	Last 24 Hours	Last 7 Days	Cumulative
Positive Cases	47	310	11,11,587	50	322	7,74,278	0	0	196	97	632	18,86,061
Recovered Cases	62	543	10,99,009	59	556	7,68,422	0	0	187	121	1,099	18,68,561
Death Cases	0	1	10,767	0	0	6,227	0	0	4	0	1	16,998
Total Tests Done	In Last 24 hrs. : 5,344			In last 7 days : 29,208			Cumulative : 3,23,52,891					
Vaccine Doses Administered	In Last 24 hrs. : 15			In last 7 days : 92			Cumulative : 2,07,00,366					
ACTIVE CASES									502			

*Covid deaths occurred today : 00 | Covid deaths occurred beyond last 48hrs., reported today : 00



LAST 24 HOURS AGE GROUP AND GENDER WISE DISTRIBUTION

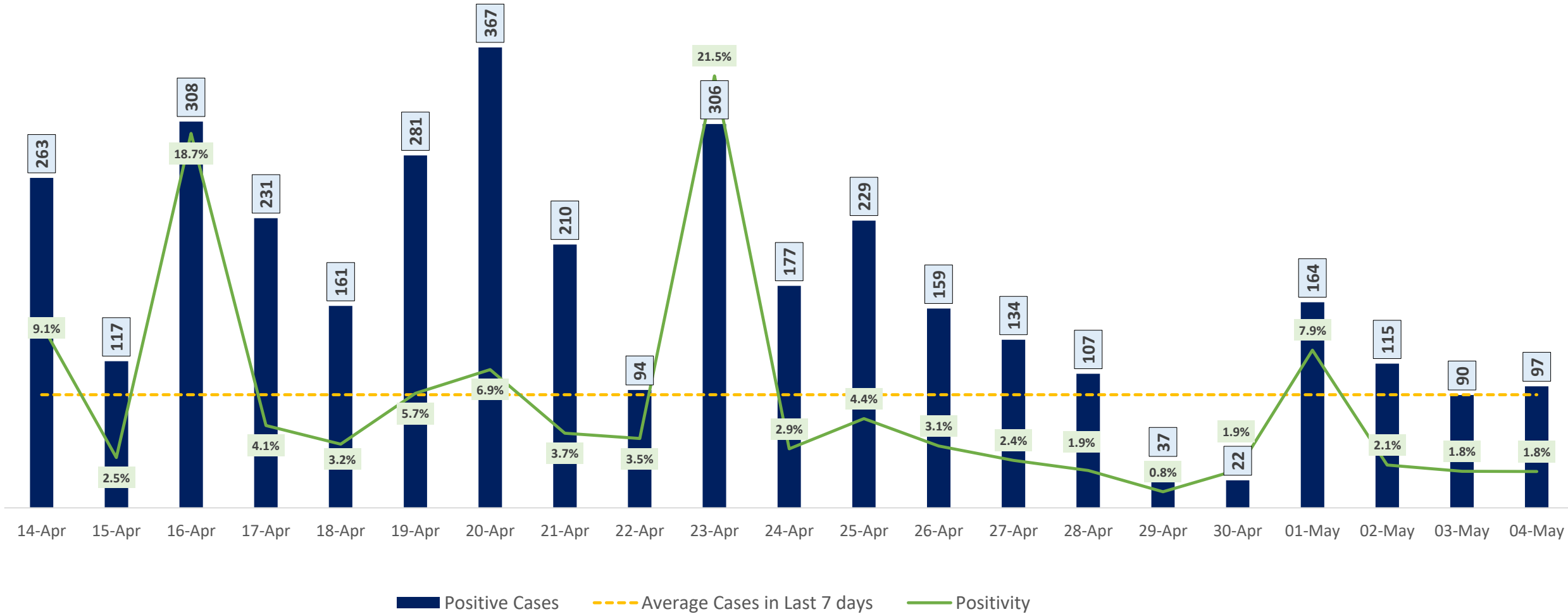




POSITIVITY RATE OF BENGALURU – LAST 21 DAYS



Average Cases in Last 7 days : 90

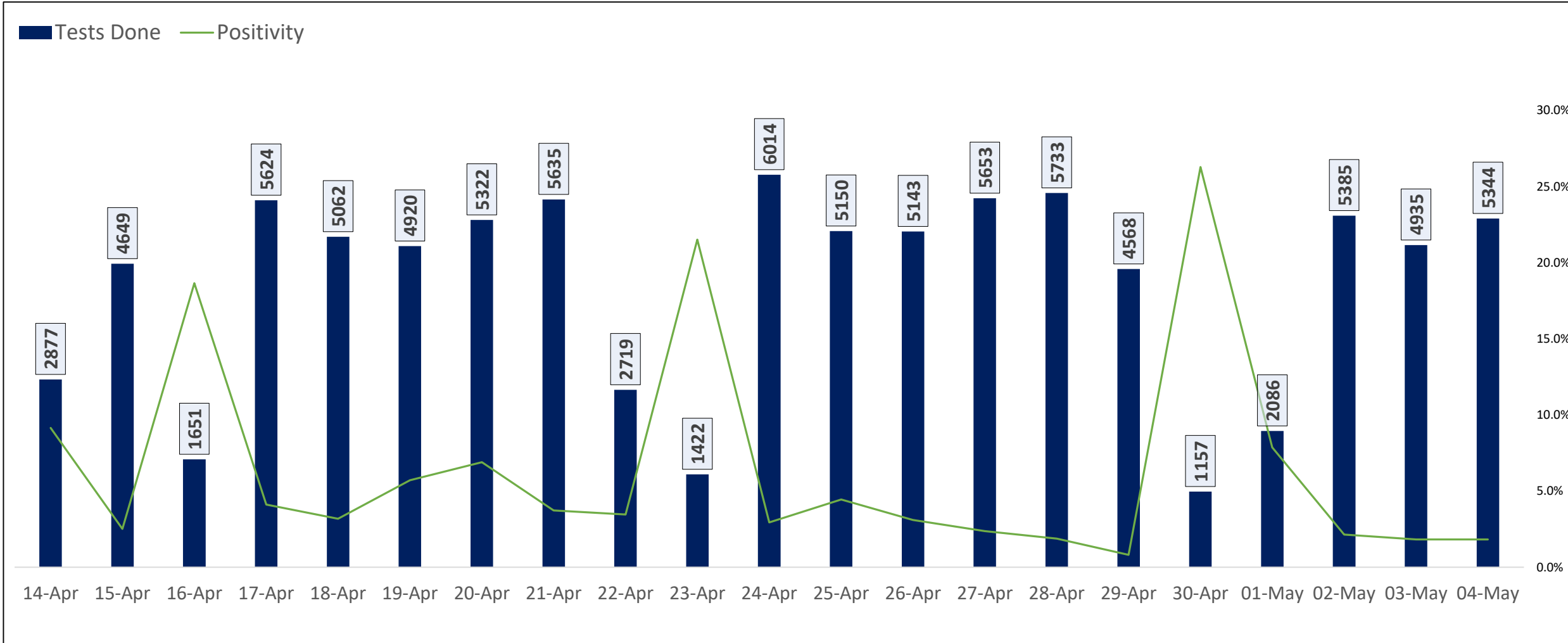




TESTING TRENDS IN BENGALURU

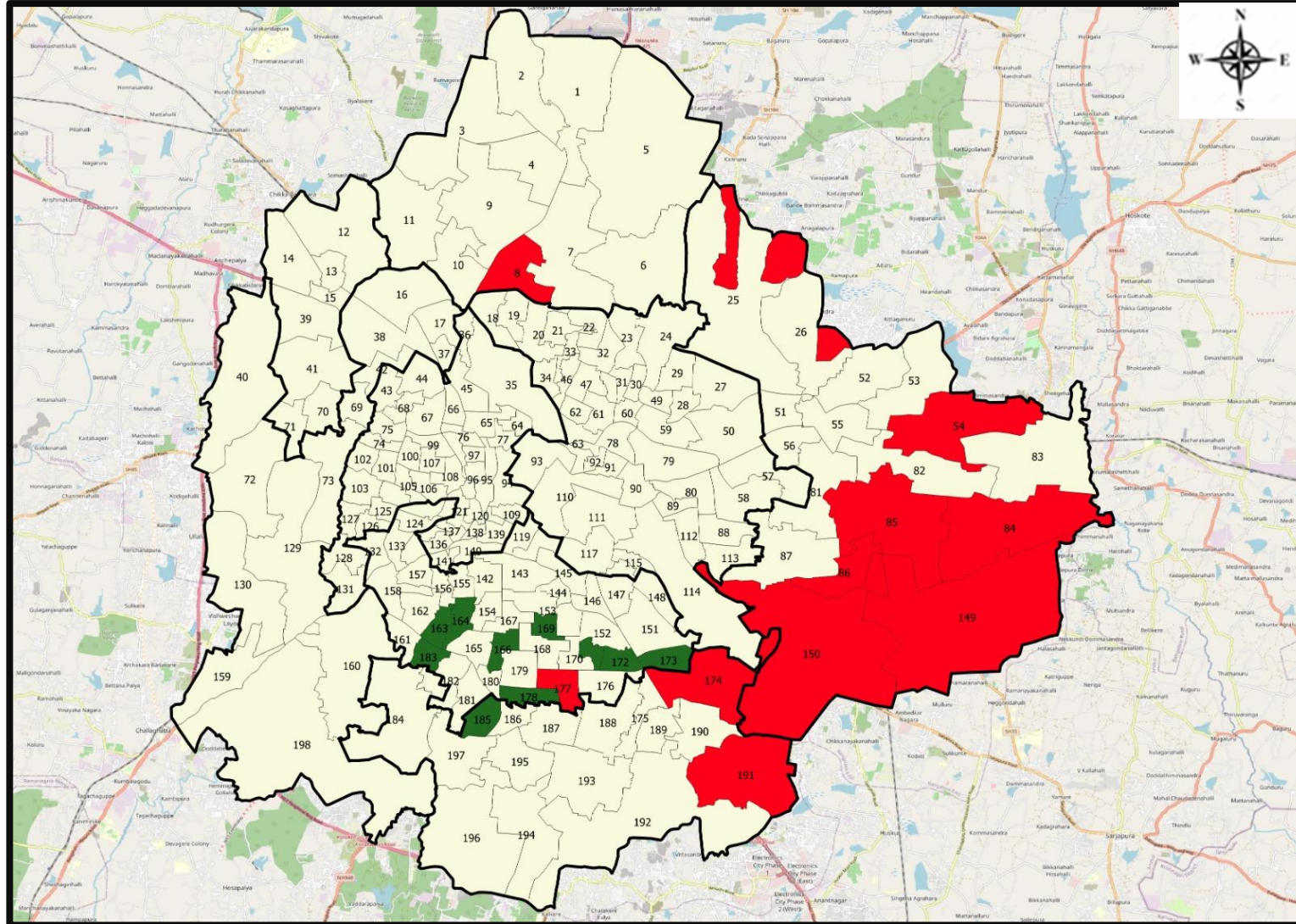


Total Test Conducted Till Date	Test Conducted Last 24 hours	Last 7 Days Average
3,23,52,891	5,344	4,173





BENGALURU URBAN MAP SHOWING TREND OF POSITIVE CASES IN LAST 7 DAYS



Top 10 wards reporting highest number of positive cases in last 10 days

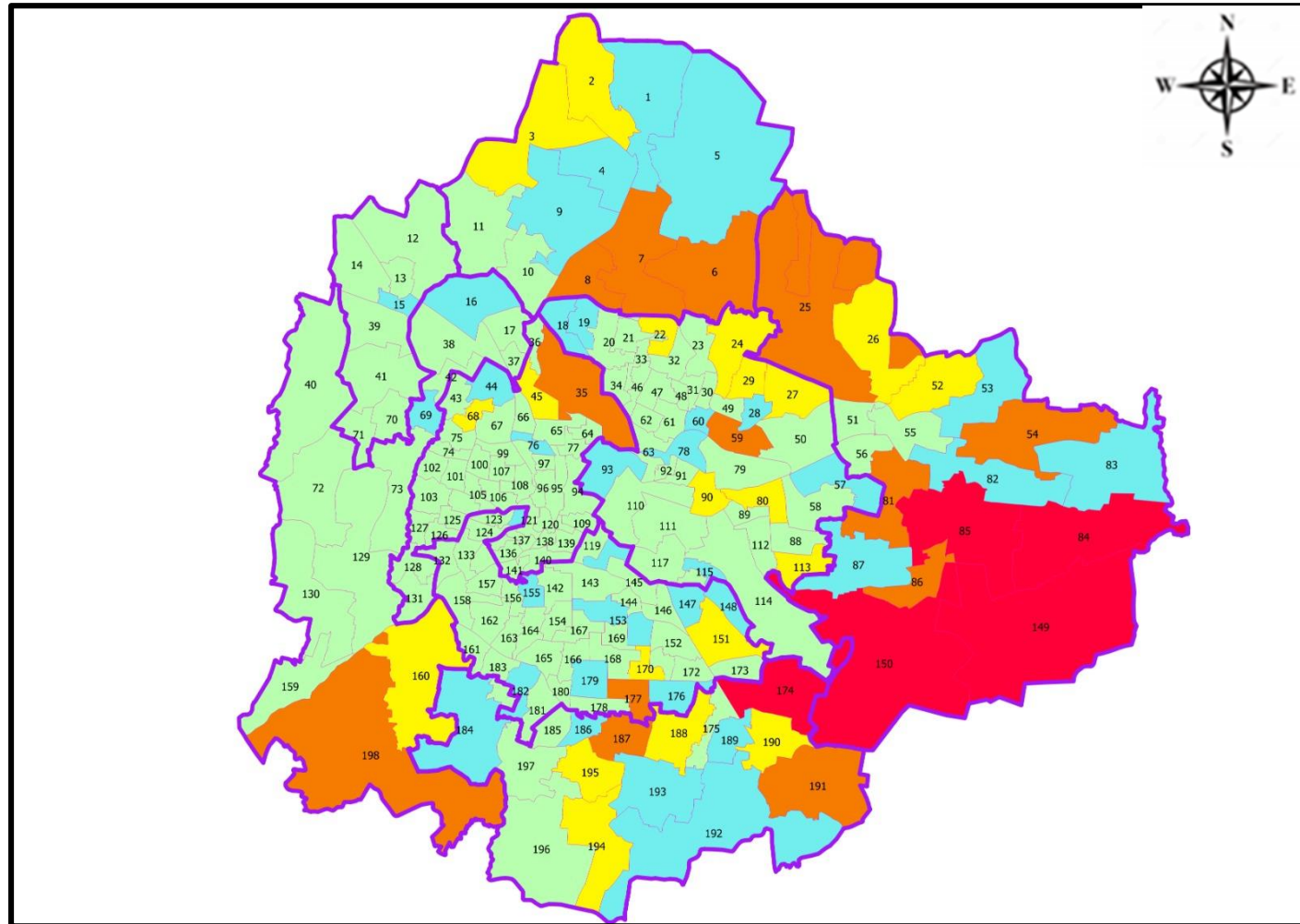
Ward No.	Ward Name	Daily Cases Average
150	Bellanduru	4
174	HSR Layout	3
149	Varthuru	3
85	Dodda Nekkundi	3
84	Hagadur	3
54	Hudi	2
8	Kodigehalli	1
86	Marattahalli	1
177	J P Nagar	1
191	Singasandra	1







Top 10 wards reporting least number of positive cases in last 7 days

Ward No.	Ward Name	Daily Cases Average
185	Yelchenahalli	0
183	Chikkalsandra	0
178	Sarakki	0
173	Jakkasandra	0
172	Madivala	0
171	Gurappanapalya	0
169	Byrasandra	0
166	Karisandra	0
164	Vidyapeeta Ward	0
163	Katriguppe	0



BENGALURU MAP SHOWING INTENSITY OF POSITIVE CASES IN LAST 7 DAYS



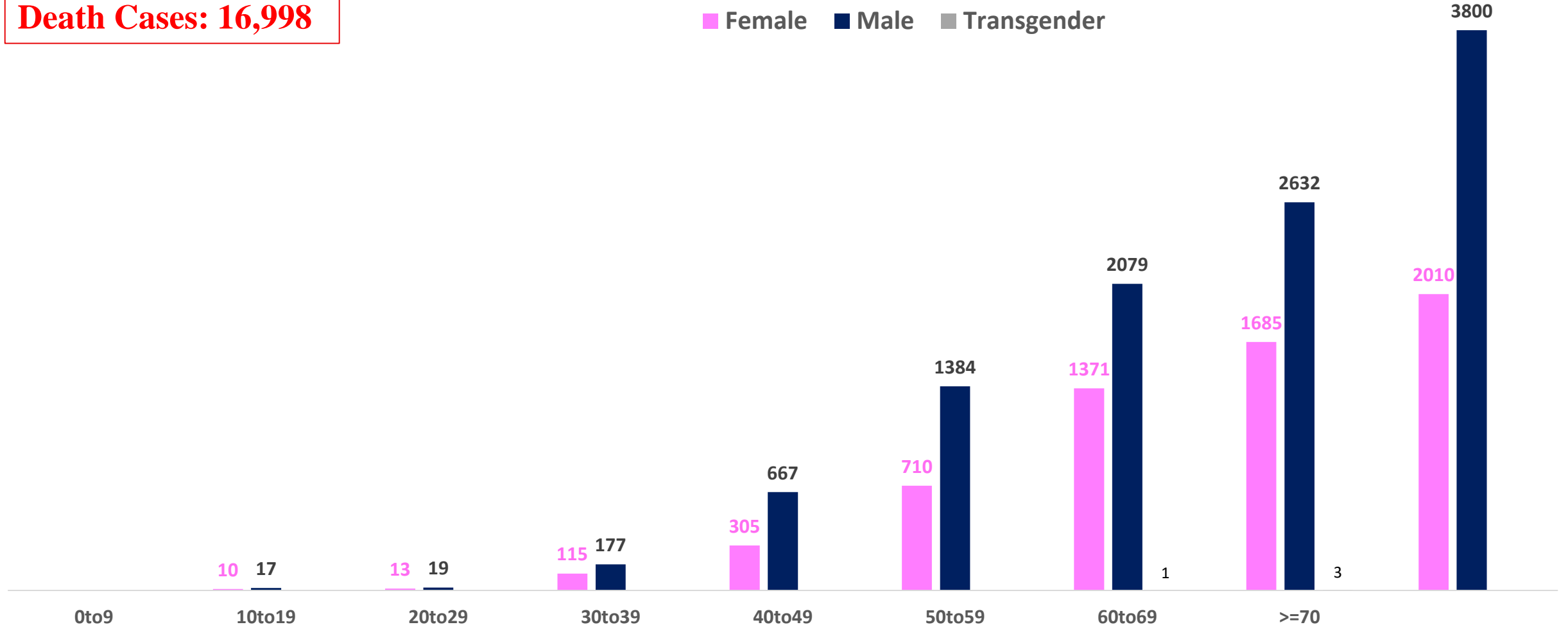
-  Level 1 : 0 to 1 Cases
-  Level 2 : 1 to 3 Cases
-  Level 3 : 3 to 5 Cases
-  Level 4 : 5 to 10 Cases
-  Level 5 : More than 10 Cases
-  Zone Boundaries



AGE AND GENDER WISE DISTRIBUTION OF DEATH CASES



Death Cases: 16,998





SNAPSHOT OF COVID-19 CASES IN BENGALURU URBAN



**Total Wards With
< = 10 Cases* :
193**

**Tests Conducted
on 04.05.2023:
5,344**

**Recovery
Rate*:
99.07%**

**Total
Active Cases :
502**

**Total Vaccinated
on 04.05.2023:
15**

**Positivity
Rate* :
2.16%**

**Active
Rate*:
0.03%**

**Case
Fatality Rate* :
0.16%**





*Total positive cases In the past 7 days

*CFR and positivity is for Past 7 days



ಬೃಹತ್ ಬೆಂಗಳೂರು ಮಹಾನಗರ ಪಾಲಿಕೆ
Bruhat Bengaluru Mahanagara Palike



Download BBMP Bulletin	https://apps.bbmpgov.in/covid19/mediabulletin.php
To register for vaccination :	https://selfregistration.cowin.gov.in/
BBMP COVID19 Dashboard:	https://apps.bbmpgov.in/covid19/
Follow us on:	 www.facebook.com/bbmp.comm1/
	 twitter.com/BBMPCOMM
	  BBMPSplHealth

Issued by:

Honorable Chief Commissioner, BBMP
Special Commissioner Health, BBMP
MD, Bengaluru Smart City Limited

THANK YOU !

